



Higher Education Department
Student Manual for Online Student Application - 2022

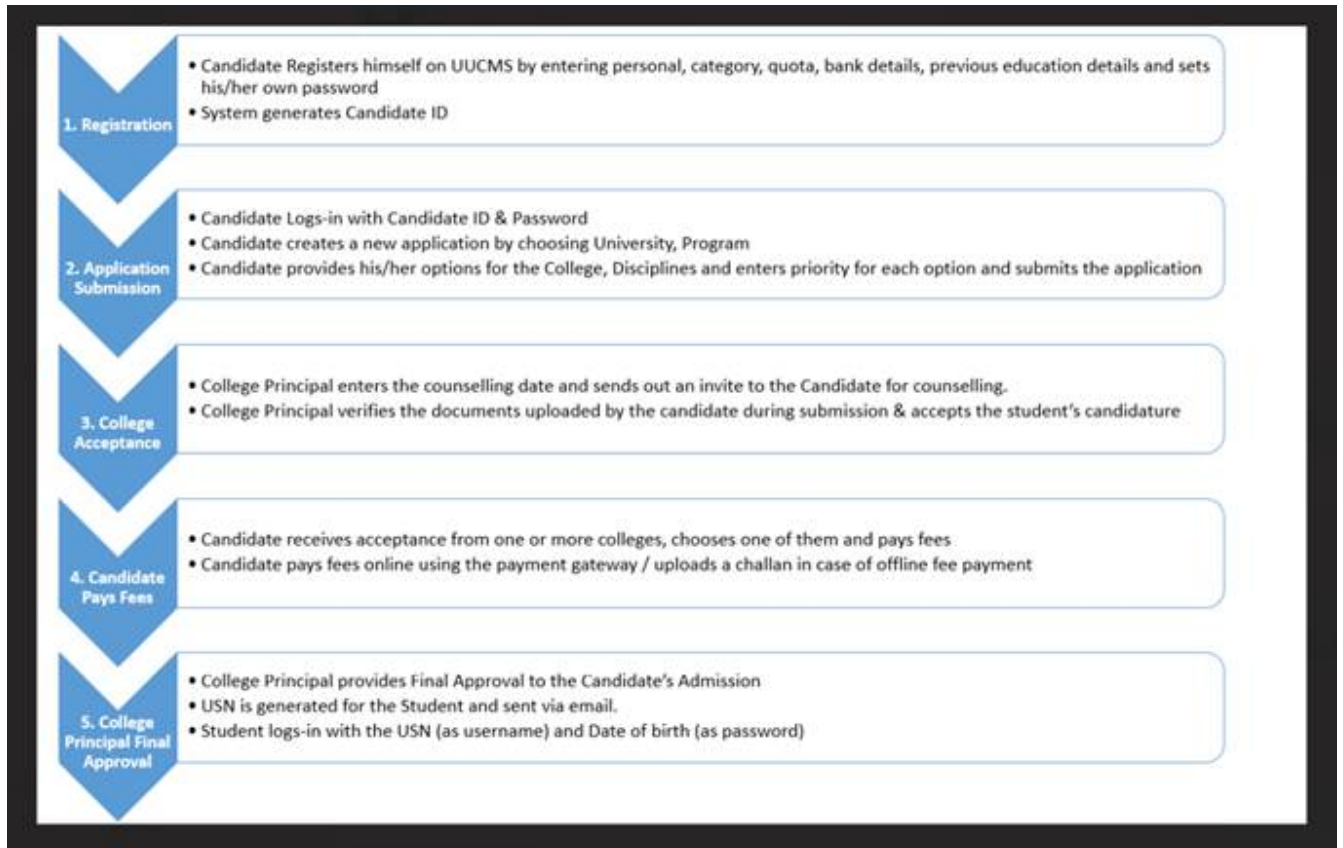
Prepared by :

**HED - State Project Monitoring Unit
&
Centre for Smart Governance (CSG)**

Table of Contents

Table of Contents	0
1. Student Registration	2
Personal Details	6
(i) Indian Resident	6
(ii) Non-Indian Resident	7
Photo and Signature	8
Category / Special Category	9
Quota and Bank Details	13
Previous Education Details	13
2. Create Application.....	16
3. Pay Fees	21
4. Forgot Username / Password	

Online Student Application flow in UUCMS



1. Student Registration

1. Open the portal using URL - <https://uucms.karnataka.gov.in>
2. Recommended to use Desktop Google Chrome browser.
3. Click on Login

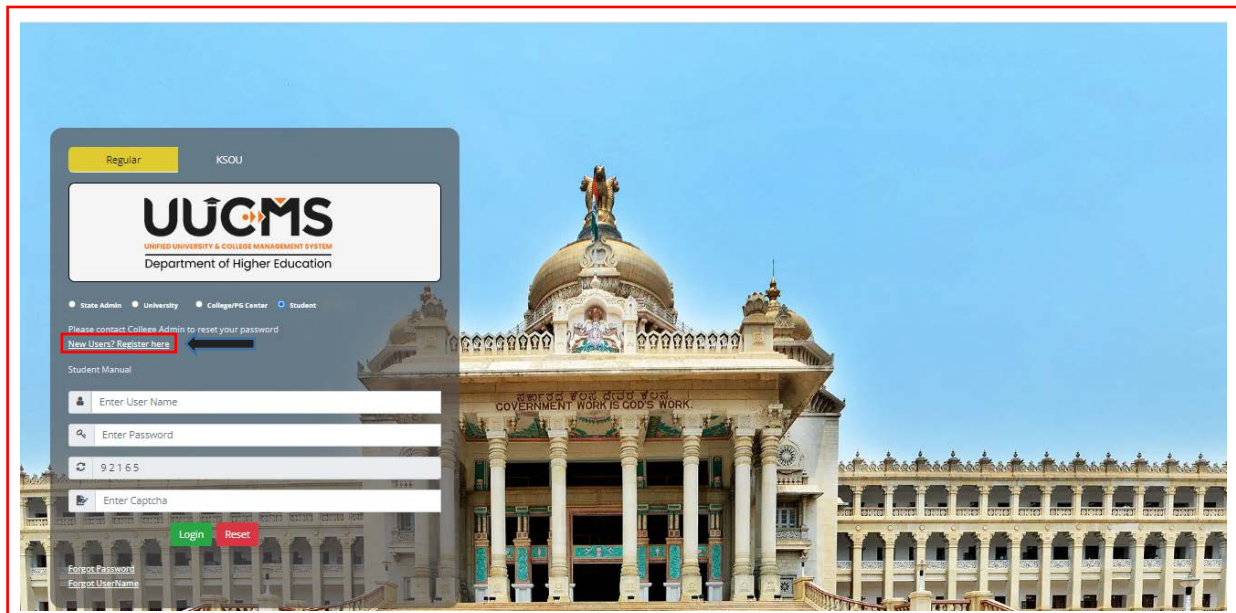


4. UUCMS Login page will be displayed.
5. Select the radio button **Student**.

6. If Candidate is a registered student enter Register No., Password and Captcha and then Login.



7. If the Candidate is new to UUCMS, then click on **New Users? Register Here.**



8. New Candidate Registration page will be displayed. Here Candidate needs to complete the below mentioned fields. He will be allowed to continue to the next menu only if the current menu is completed and saved. Each page will be having a **Captcha** to enter and then he has to click on **Save & Continue** to continue to the next menu.

- Personal Details
 - (i) Indian Resident
 - (ii) Non-Indian Resident
- Photo & Signature
- Category / Special Category
- Quota & Bank Details
- Previous Education Details

Personal Details

Karnataka PU Board Details

Enter Karnataka PU Board Registration Number: Completion Year (Ex. mar2021):

Personal Details

Candidate Name (Full Name as in Aadhaar)*: Non Indian Resident

Gender*: Aadhaar Number*:

Date of Birth*:

Note: Please enter any one of the values (Father's / Mother's / Guardian's Name)

Fathers Name: Fathers / Mothers / Guardians Mobile Number *:

Mothers Name: Email Address*:

Guardian's Name: Primary Mobile Number*:

Alternate Email Address: Alternate Mobile Number:

Same as Primary Email Address Same as Primary Mobile Number

9. If the Candidate had completed PUC from **Karnataka PU Board**, then enter the **Registration Number** and **Completion Year** in the provided columns, details will be fetched automatically.

Karnataka PU Board Details

Enter Karnataka PU Board Registration Number: Completion Year (Ex. mar2021):

Personal Details

Candidate Name (Full Name as in Aadhaar)*: Non Indian Resident

Gender*: Aadhaar Number*:

Date of Birth*:

Note: Please enter any one of the values (Father's / Mother's / Guardian's Name)

Fathers Name: Fathers / Mothers / Guardians Mobile Number *:

Mothers Name: Email Address*:

Guardian's Name: Primary Mobile Number*:

Alternate Email Address: Alternate Mobile Number:

Same as Primary Email Address Same as Primary Mobile Number

Permanent Address

Address*: State*:

District*: Taluk*:

Other Board students and those who have done equivalent to PU Course can skip this option and enter the details in **Previous Education Details Menu**.

Karnataka PU Board Details

Enter Karnataka PU Board Registration Number: Completion Year (Ex. mar2021):

Personal Details

10. Enter Candidate's Personal Details.

(i) Indian Resident

If Candidate is an Indian Resident, enter Aadhar No. and the other details. If the Current Address is same as the Permanent Address, then tick the box given. If Current Address is different from Permanent Address, then enter the required fields. Enter the Captcha given and click on **Save & Continue**.

LoginNew Candidate Registration

Personal DetailsPhoto & SignatureCategory / Special CategoryQuota & Bank DetailsPrevious Education Details

Karnataka PU Board Details

Enter Karnataka PU Board Registration Number: Completion Year (Ex. mar2021):

Personal Details

Candidate Name (Full Name as in Aadhaar): Non Indian Resident
Aadhaar Number*:

Gender*: Date of Birth*:

Note : Please enter any one of the values (Father's / Mother's / Guardian's Name)

Fathers Name: Fathers / Mothers / Guardians Mobile Number **:

Mothers Name: Email Address*:

Guardian's Name: Primary Mobile Number*:

Alternate Email Address: Alternate Mobile Number:
 Same as Primary Email Address Same as Primary Mobile Number

Permanent Address

Address*:
District*: State*:

Pincode: Taluk*:

Current Address

Same as Permanent Address

Please Enter Captcha Before Save & Continue

(ii) Non-Indian Resident

If Candidate is a Non-Indian Resident, then he has to enter his Passport No., Country Name and upload a scanned copy of Passport.

11. Enter all the required details. Columns with (*) are compulsory. After filling, enter captcha and click on **Save & Continue**.

The screenshot shows the registration form for the Karnataka PU Board. The form is divided into several sections: Personal Details, Permanent Address, and Current Address. The Personal Details section includes fields for Candidate Name (PRIYANKA H B), Upload Passport (Student Passport.jpg), Gender (Female), Date of Birth (04-01-2003), Passport Number (31195855), Country (USA), Fathers/Mothers/Guardians Mobile Number (2564897653), Email Address (pnmns@gmail.com), Primary Mobile Number (2564897653), and Alternate Mobile Number (2564897653). The Permanent Address section includes fields for Address (320, WEST 5TH AVE, SUITE 182 - 1ST FLOOR, AK STATE, ANCHORAGE, USA) and Zip Code (99501). The Current Address section includes fields for Address (#1, 2ND FLOOR, 3RD CROSS, 4TH MAIN, 5TH BLOCK, RAJANINAGAR, BANGALORE) and Zip Code (560010). A captcha field is present at the bottom of the form with the text "Please Enter Captcha Before Save & Continue".

12. Username will be generated, the same will be sent to Candidate's mail Id and to his mobile number given for registration. The Username generated will be used for login until Candidate gets his Student Registration Number.

Click on Generate OTP. An OTP will be sent to the registered mobile number.

The screenshot shows the OTP generation screen. It features a captcha field with the text "Please Enter Captcha Before Save & Continue" and a "Save & Continue" button. Below the captcha field, there is a "User Credentials" section with a "User Name" field containing the value "2200020493". A "Password Rules" box is also visible, listing the requirements for the password: "There should be at least one Capital letter", "There should be at least one Number/Digit", "There should be at least one Special Character(!, @, # or \$) are allowed", and "The Password should have a minimum length of 8 characters and maximum length of 15 characters". A "Generate OTP" button is located at the bottom of the form.

Candidate will be asked to enter the OTP sent to the registered mobile number.

13. Enter the OTP and click on Verify. Then type the password (set according to the rules given) and click on **Save & Continue** to the next page.

The screenshot shows a registration form with three input fields: "Enter OTP*", "Password*", and "Confirm Password*". The OTP field contains the value "756799". The Password and Confirm Password fields contain masked characters "*****". Below the fields is a "Password Rules" section with the following text: "There should be at least one Capital letter", "There should be at least one Number/Digit", "There should be at least one Special Character(!, @, # or \$) are allowed", and "The Password should have a minimum length of 8 characters and maximum length of 15 characters". A green "Save & Continue" button is located at the bottom left of the form.

Candidate Id generated and Password set in this menu will be used as login credentials until the Candidate gets his Student Registration Number.

Photo and Signature

14. Upload Candidate's photograph and scanned signature copy in JPG, PNG or JPEG format with a size limit of below 1 MB, enter the Captcha and click on **Save & Continue**.

The screenshot shows the "Photo & Signature" registration step. At the top, there is a note: "Note: Upload File types allowed: JPG, PNG, JPEG. Maximum size limit for each uploaded file is 1 MB". Below this, there are two main sections: "Photograph*" and "Signature*". The "Photograph*" section has a "Choose File" button and a file name "Student Photo 1.jpg", followed by a placeholder image of a person with red hair. The "Signature*" section has a "Choose File" button and a file name "Signature.png", followed by a placeholder image of a signature that says "My Signature". At the bottom of the form, there is a "Back" button, a refresh button with the number "98221", an "Enter Captcha" input field, and a green "Save & Continue" button.

Category / Special Category

15. Select Candidate's Religion, Category and Caste details from the drop down list. Mention Family Income Per Annum (in Indian Rupees).

Personal Details	Photo & Signature	Category / Special Category	Quota & Bank Details	Previous Education Details
Category				
Religion*:		--Select--		
Category*:		--Select--		
Caste:		Hindu		
Family Income Per Annum (in INR):		Muslim		
		Christian		
		Sikh		
		Buddhist		
		Jain		
		Others		

Personal Details	Photo & Signature	Category / Special Category	Quota & Bank Details	Previous Education Details
Category				
Religion*:		Hindu		
Category*:		--Select--		
Caste:		--Select--		
Family Income Per Annum (in INR):		Category 1		
		Category I I (A)		
		Category I I (B)		
		Category I I I (A)		
		Category I I I (B)		
		Scheduled Caste		
		Scheduled Tribe		
		General		

Caste Certificate

Personal Details	Photo & Signature	Category / Special Category	Quota & Bank Details	Previous Education Details
Category				
Religion*:		Hindu		
Category*:		Category 1		
Caste:		--Select Caste--		
Family Income Per Annum (in INR):		--Select Caste--		
		24 Mane Telugu Shetty		
		Adavigolla		
		Agamudi		
		Ambalakaran		
		Ambalakarma		
		Ambiga / Ambi		
		Anubaru		
		Aray		
		Are Kasai		
		Ari Katikelu		
		Asthanagolla		
		Atanabaru		
		Atit		
		Atte Vakkalu		
		Bagali		
		Baggaru		
		Baila patar		
		Rainnatar		

Caste Certificate	
R.D Number*	<input type="text"/>
	Example:"RD0038882"
Upload Document	<input type="button" value="Choose file"/>

Special Category

If the Candidate comes under any Reservation on caste basis, he has to enter the **RD certificate number** (Issued by AJSK) and click on **Verify** button for verification which is a mandatory. If Verified, Uploading document for the same is not compulsory.

Category

Religion*: Hindu

Category*: Scheduled Caste

Caste: Bhovi

Family Income Per Annum (in INR): 90000

	Caste Certificate	Income Certificate
R.D Number*	<input type="text"/> Verify Example:"RD0038882967451"	<input type="text"/> Verify Example:"RD0038882967451"
Upload Document	<input type="button" value="Choose file"/> <input type="button" value="Browse"/>	<input type="button" value="Choose file"/> <input type="button" value="Browse"/>

Personal Details | Photo & Signature | **Category / Special Category** | Quota & Bank Details | Previous Education Details

Category

Religion*: Hindu

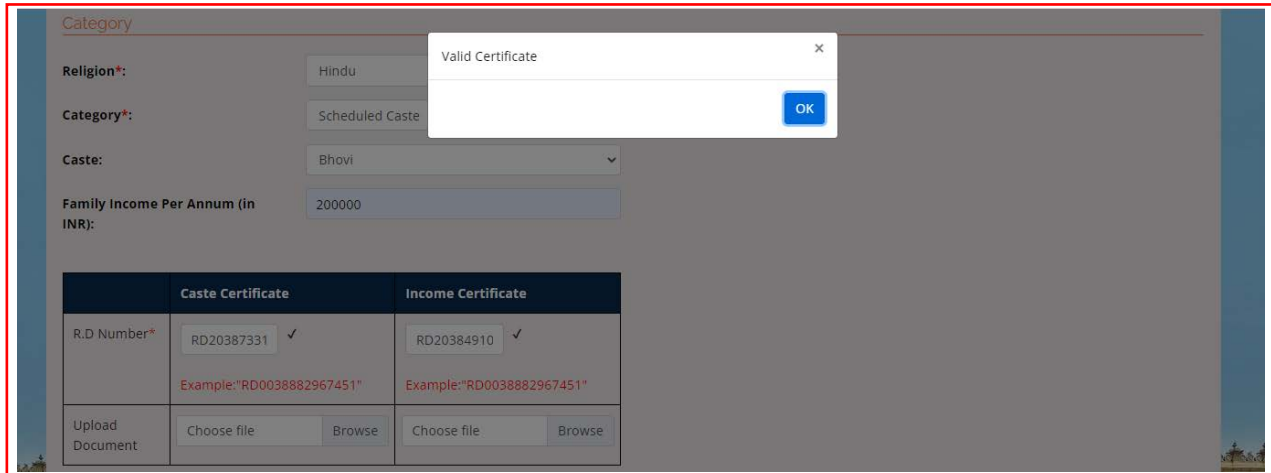
Category*: Scheduled Caste

Caste: Bhovi

Family Income Per Annum (in INR): 200000

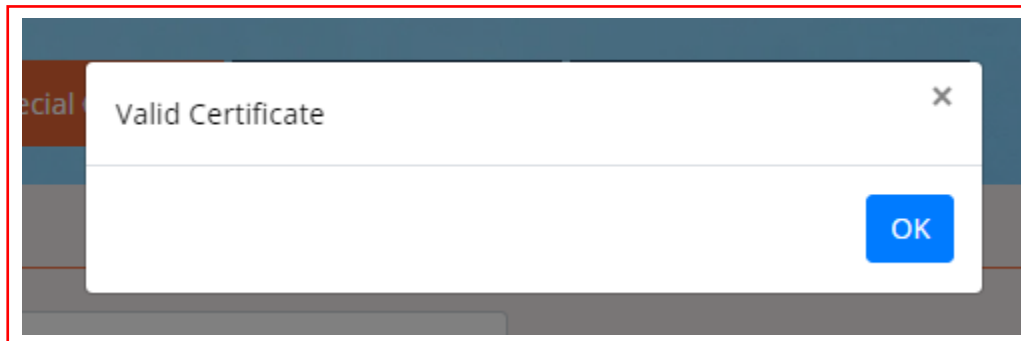
	Caste Certificate	Income Certificate
R.D Number*	RD20387331 ✓ Example:"RD0038882967451"	<input type="text"/> Verify Example:"RD0038882967451"
Upload Document	<input type="button" value="Choose file"/> <input type="button" value="Browse"/>	<input type="button" value="Choose file"/> <input type="button" value="Browse"/>

If you possess Income Certificate, enter the document number in the provided column and click on **Verify**.



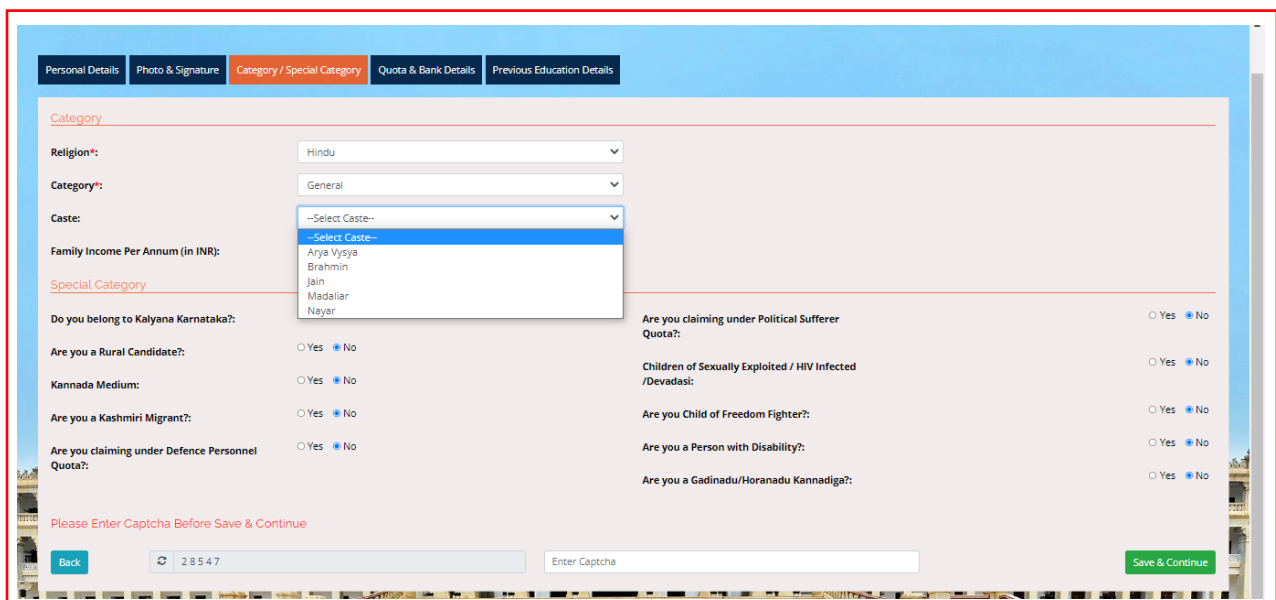
The screenshot shows a web form with the following fields: Religion* (Hindu), Category* (Scheduled Caste), Caste (Bhovi), and Family Income Per Annum (in INR) (200000). Below these fields is a table with two columns: Caste Certificate and Income Certificate. The Caste Certificate column has an R.D Number* (RD20387331) with a tick mark (✓) and an example "RD0038882967451". The Income Certificate column has an R.D Number* (RD20384910) with a tick mark (✓) and an example "RD0038882967451". Below the table are two 'Upload Document' sections, each with 'Choose file' and 'Browse' buttons. A white pop-up box titled 'Valid Certificate' with a close button (x) and an 'OK' button is overlaid on the form.

Please note once the verification is done successfully, candidate can see a pop up box saying Valid Certificate and a tick mark (✓) will appear in the place of Verify.



A close-up of the 'Valid Certificate' pop-up box. It has a close button (x) in the top right corner and an 'OK' button in the bottom right corner.

16. If the Candidate comes under General category, select a caste from the drop down menu.



The screenshot shows a web form with the following fields: Religion* (Hindu), Category* (General), Caste (dropdown menu open), and Family Income Per Annum (in INR). The 'Caste' dropdown menu is open, showing options: --Select Caste--, --Select Caste--, Arya Vysya, Brahmin, Jain, Madaliar, and Nayar. Below the form are several checkboxes for 'Special Category' questions, such as 'Do you belong to Kalyana Karnataka?', 'Are you a Rural Candidate?', 'Kannada Medium', 'Are you a Kashmiri Migrant?', 'Are you claiming under Defence Personnel Quota?', 'Are you claiming under Political Sufferer Quota?', 'Children of Sexually Exploited / HIV Infected /Devadasi', 'Are you Child of Freedom Fighter?', 'Are you a Person with Disability?', and 'Are you a Gadinadu/Horanadu Kannadiga?'. At the bottom, there is a 'Please Enter Captcha Before Save & Continue' message, a 'Back' button, a captcha input field with the number '28547', and a 'Save & Continue' button.

17. Enter the Special Category details. If the Candidate comes any of the special category, he has to provide supporting document number for verification. Uploading the document is not mandatory. Verification will be done instantly when **Verify** button is pressed and Tick mark (✓) will appear as the successful verification.

The screenshot shows a web browser window with the URL `10.96.158.72:9000/Login/OnlineStudentRegistrationForm`. The form is titled "Special Category" and contains several questions with radio button options for "Yes" and "No".

Questions and options:

- Do you belong to Kalyana Karnataka?: Yes No
- Are you claiming under Political Sufferer Quota?: Yes No
- Children of Sexually Exploited / HIV Infected / Devadasi: Yes No
- Are you a Rural Candidate?: Yes No
- Kannada Medium: Yes No
- Are you a Child of Freedom Fighter?: Yes No
- Are you a Kashmiri Migrant?: Yes No
- Are you a Person with Disability?: Yes No
- Are you claiming under Defence Personnel Quota?: Yes No
- Are you a Gadinadu/Horanadu Kannadiga?: Yes No

The "Document Number*" field contains "RD00388" and has a checkmark next to it. A red box highlights this field. Below it, there is a "Choose File" button and a "No file...osen" message.

At the bottom of the form, there is a captcha field with the number "61881" and a "Save & Continue" button. A message above the captcha says "Please Enter Captcha Before Save & Continue".

18. Click the appropriate button, enter Captcha and click on **Save & Continue** to the next page.

Quota Details

19. Click on **Yes** or **No** buttons to confirm the Quota details of the Candidate.

Personal Details Photo & Signature Category / Special Category **Quota & Bank Details** Previous Education Details

Quota Details

Note: Please merge multiple documents to 1 PDF before uploading (for any other special category)
Upload File types allowed: PDF
Maximum size limit for each uploaded file is 1 MB.

Are you claiming seat under any of the below listed Quota?

Sportsperson / Athlete at the University / State / National Level?: Yes No

NCC (Please Provide B/ C and any Other certificate): Yes No

NSS: Yes No

LCA (Literary & Cultural Activities): Yes No

Child of farmers who committed suicide: Yes No

Destitute Women: Yes No

Displaced Citizen (Nirashrutharu): Yes No

Scouts and Guides: Yes No

University Teaching Employee: Yes No

University Non-Teaching Employee: Yes No

Previous Education Details

21. In this menu, Candidate has to provide his 10th or SSLC and PUC details. PUC details will reflect here if he had already fetched data in Personal Details page. If he belongs any other Board other than Karnataka State PU Board, he has to provide details here.

Personal Details Photo & Signature Category / Special Category Quota & Bank Details **Previous Education Details**

Previous Education Details

10th Standard Education Details

Board Name*:	Karnataka Secondary Education Examination Board
Registration Number*:	123456
Grading System*:	Absolute Percentage
Total Maximum Marks*:	625
Total Marks Obtained*:	610
Overall Percentage*:	97.60
Upload Your Marks Card*:	Choose File 10th MC.pdf

Note: If the grading system is Absolute Percentage, enter Total Maximum Marks and Total Marks Obtained. Overall Percentage will be calculated automatically. If CGPA is the grading system, enter CGPA points obtained.

Personal Details
Photo & Signature
Category / Special Category
Quota & Bank Details
Previous Education Details

Previous Education Details

10th Standard Education Details

Board Name*:

Registration Number*:

Grading System*:

CGPA*:

Upload Your Marks Card*:

If the Candidate has finished his 12th or PUC in Karnataka State Board, he has to fetch the data in the first menu **Personal Details**. The same will be reflected here.

If he has taken exam through other state boards, he has to enter all the required details and upload the certificate.

12th or Equivalent Education Details

Pre-University*:

PU Equivalent Course Type*: **Registration No.:**

Board Name*: **Country of Study*:** **Year of Admission*:**

Institution Name*: **Grading System*:** **Year of Completion*:**
Example: mar2020

Enter Subject-wise Marks

Sl.No.	Subject Name	Subject Type	Credits	Credit Course/Non Credit	Grade Obtained	Grade Points	Max Grade Points	Action
1	<input type="text" value="English"/>	<input type="text" value="Language"/>	<input type="text" value="10"/>	<input type="text" value="Credits"/>	<input type="text" value="A+"/>	<input type="text" value="9"/>	<input type="text" value="10"/>	Delete
2	<input type="text" value="Core"/>	<input type="text" value="Core Subject"/>	<input type="text" value="10"/>	<input type="text" value="Credits"/>	<input type="text" value="A+"/>	<input type="text" value="9"/>	<input type="text" value="10"/>	Delete

+ Add row

Overall CGPA:

Upload your Marks Card:

12th or Equivalent Education Details

Pre-University*:

Registration Number*: Year of Completion*:
Example: mar2020

Institution Name*: College Code*:

Enter Subject-wise Marks

Sl.No.	Subject Name	Subject Type	Marks Obtained	Maximum Marks	Action
1	<input type="text" value="Kan/Eng"/>	<input type="text" value="Language"/>	<input type="text" value="168"/>	<input type="text" value="200"/>	Delete
2	<input type="text" value="HEPS"/>	<input type="text" value="Core Subject"/>	<input type="text" value="395"/>	<input type="text" value="400"/>	Delete

+ Add row

Total Marks Obtained: Total Maximum Marks: Overall Percentage:

Upload your Marks Card*:

22. Tick the appropriate check box, enter Captcha and then click on the **Submit** button to finish Registration process.

If Under Graduation (UG) is the minimum eligibility for the selected program (for example B. Ed) please check the check box and click on save and continue

If PUC is the minimum eligibility, kindly check the declaration check box and submit the application

I understand that there will be no modifications allowed once I submit this application

Please Enter Captcha Before Save & Continue

23. Once the Candidate submits his application, pop-up box will be displayed and shows message:

Data Saved Successfully, Please Use (Candidate ID) as Username to Login.

Board Name*: Country:

Institution Name*: Grading:

Year of Admission*: Year of Completion*:
Example: mar2020

Enter Subject-wise Marks

Sl.No.	Subject Name	Subject Type	Credits	Credit Course/Non Credit	Grade Obtained	Grade Points	Max Grade Points	Action
1	<input type="text" value="English"/>	<input type="text" value="Language"/>	<input type="text" value="10"/>	<input type="text" value="Credits"/>	<input type="text" value="A++"/>	<input type="text" value="9"/>	<input type="text" value="10"/>	Delete
2	<input type="text" value="Core"/>	<input type="text" value="Core Subject"/>	<input type="text" value="10"/>	<input type="text" value="Credits"/>	<input type="text" value="A++"/>	<input type="text" value="9"/>	<input type="text" value="10"/>	Delete

+ Add row

Overall CGPA:

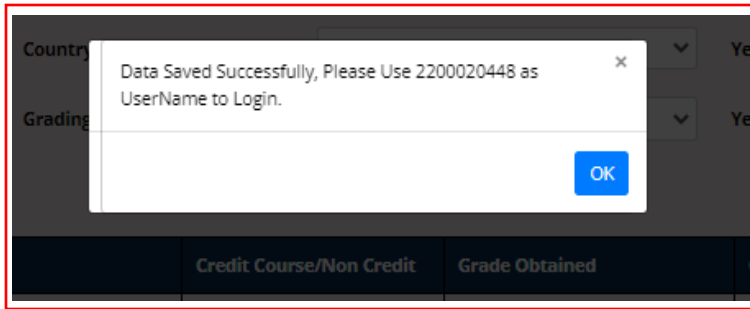
Upload your Marks Card:

If Under Graduation (UG) is the minimum eligibility for the selected program (for example B. Ed) please check the check box and click on save and continue

If PUC is the minimum eligibility, kindly check the declaration check box and submit the application

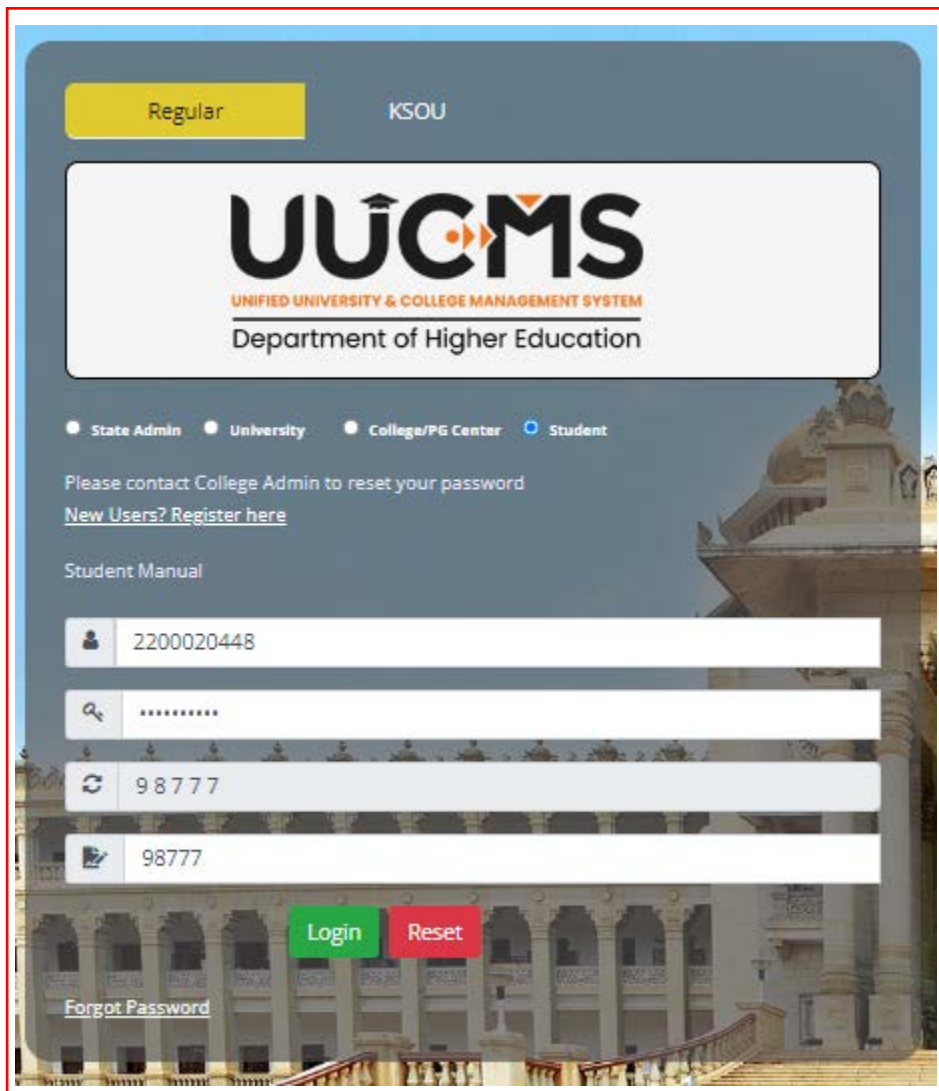
I understand that there will be no modifications allowed once I submit this application

Please Enter Captcha Before Save & Continue

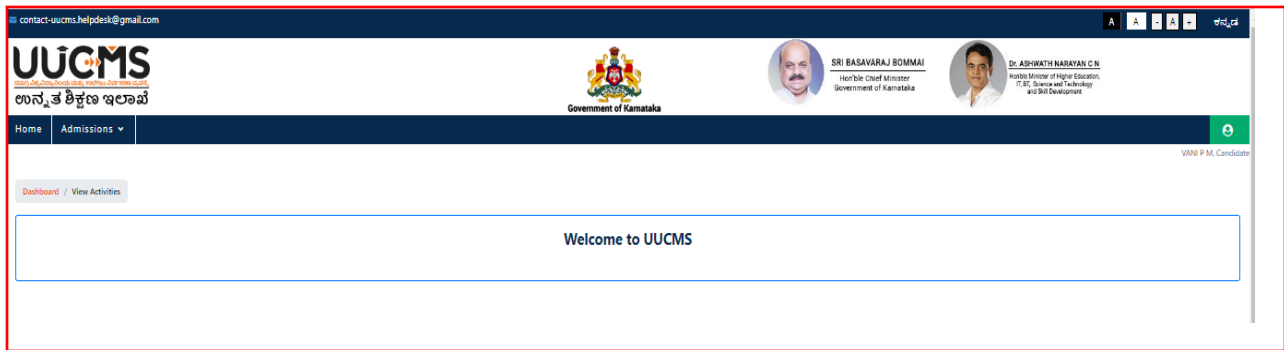


2. Create Application

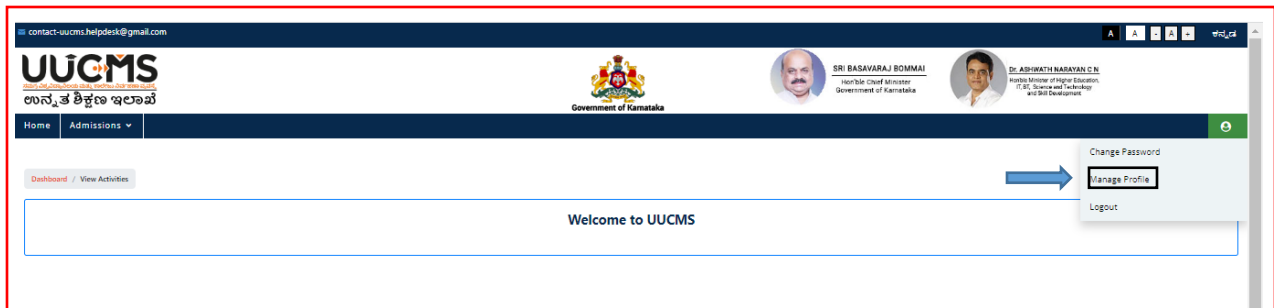
1. Open the portal using URL - <https://uucms.karnataka.gov.in>. Student has to login to UUCMS portal by using his Candidate ID and Password created at the time of registration.



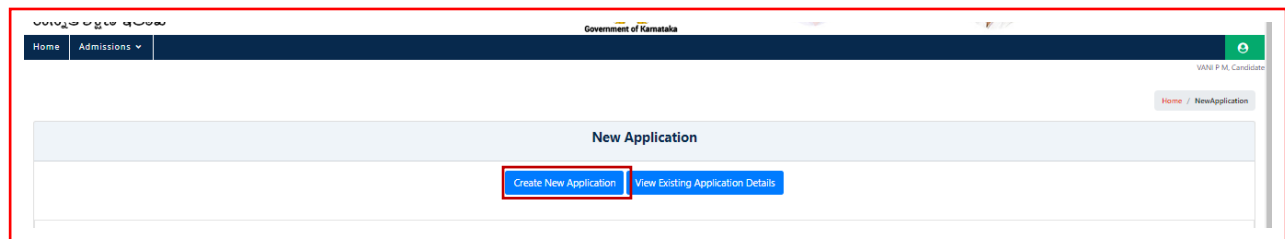
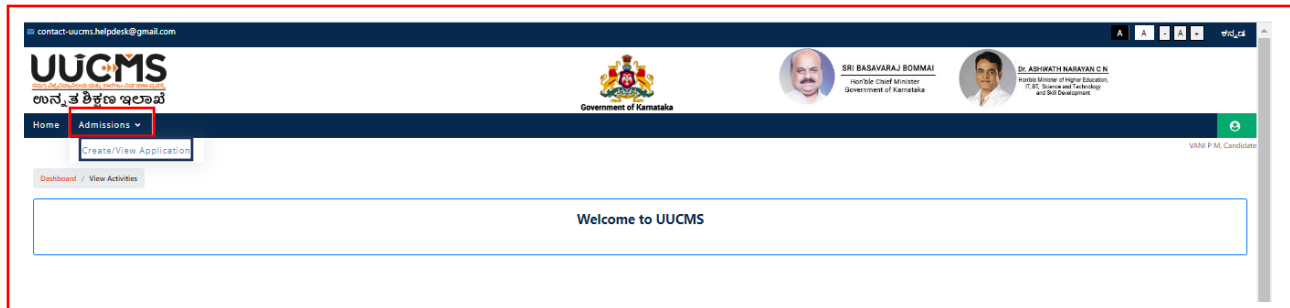
2. Once logged in UUCMS, Home Page will be displayed.



3. Student can edit his details entered at the time of registration through **Manage Profile** and save the data.



4. To apply for the desired course, student has to click on the **Admissions Menu > Create / View Application**. He can also view the status of his application already applied for the course.



5. Select Academic Year, Program Level, University and Program Name from the drop down list and **Submit**.



Home / Student New Application

Create New Application

Academic Year*: Program Level*: University*:

Program Name*:

6. Student can apply from the drop down list of Colleges of selected University on priority basis along with the Disciplines and click on **Preview & Submit**.

Academic Year*: Program Level*: Program Name*: University*:

Priority Selection and Submission

Sl.No	College Name/PG Center Name	Discipline 1	Discipline 2	Priority	Action
1	Akshaya First Grade College, Lingapura, Tumkur	COMPUTER APPLICATION	ECONOMICS	1	Delete
2	Aryabharathi First Grade College, HMG Road, Saraswathipuram, Tumkur-572105	HISTORY	JOURNALISM	2	Delete
3	Akshaya College of Education, Tumkur	ENGLISH	COMPUTER APPLICATION	3	Delete

+ Add more

7. Once **Preview & Submit** button clicked Candidate will be able to see his Application. Tick the check box given at the end of the application for declaration and then **Submit**.

Academic Year*: Program Level*: Program Name*: University*:

Preview Application

Registration Number

Academic Year: 2022-23

Student Personal Details

Program Level : UG	Father's Name : MAHADEVA P K	Email Address : pmvns@gmail.com
Student Name : VANI P M	Mother's Name : THULASI JOSHI	Alternate Email Address : PKUMS@GMAIL.COM
Gender : Female	Guardian's Name : K S SHEKAR	Primary Mobile No : 9844288331
Date of Birth : 04-01-1983	Aadhar No : 123456789101	Alternate Mobile No : 9844288331
		Parent/Guardian Mobile No : 9844288331

Permanent Address

Address : #1, 2ND CROSS, 3RD MAIN, 5TH BLOCK, RAJAJINAGAR
State : Karnataka
District : Bengaluru urban

Current Address

Address : #1, 2ND CROSS, 3RD MAIN, 5TH BLOCK, RAJAJINAGAR
State : Karnataka
District : Bengaluru urban

Address:
#1, 2ND CROSS, 3RD MAIN, 5TH
BLOCK, RAJAJINAGAR
State : Karnataka
District : Bengaluru urban
Taluk : Bengaluru north
PinCode : 560010

Address :
#1, 2ND CROSS, 3RD MAIN, 5TH
BLOCK, RAJAJINAGAR
State : Karnataka
District : Bengaluru urban
Taluk : Bengaluru north
PinCode : 560010

Special Category

Religion : **Hindu**
Family Income Per Annum (in INR) : **200000**

Category : **General**
Kannada Medium? :

Caste : **Brahmin**
Do you belong to Kaiyana Karnataka? :

Are you a Kashmiri Migrant? :

Are you claiming under Political Sufferer Quota? :

Are you a Rural Candidate? :

Are you claiming under Defence Personnel Quota? :

Are you a Person with Disability? :

Are you a Gadinadu/Horanadu Kannadiga? :

Are you Child of Freedom Fighter? :

Children of Sexually Exploited / HIV Infected / Devadas? :

Quota, Bank Details and Other Documents

Sportsperson / Athlete at the University / State / National Level? :
NSS :

NCC (Please Provide B/ C and any Other certificate) :

Scouts and Guides :

LCA (Literary & Cultural Activities) :
Displaced Citizen (Nirashritharu) :

Child of farmers who committed suicide :
University Teaching Employee :

Destitute Women :
University Non-Teaching Employee :

Enter Your Bank Details

Bank Name : **ANDHRA BANK**
Account Number : **123456789101010**
IFSC Code : **ANDB0001661**

Previous Education Details

Previous Education Details

Board Name : **Karnataka Secondary Education Examination Board**

Registration Number : **123456**

Marks Card : **2200020448_10thMarkCard.pdf**

PU Equivalent Course Type : **CBSE**

Registration No : **123456**

Year of Completion : **Mar2021**

Marks Card : **2200020448_12thMarkCard.pdf**

Other Pu Equivalent

Board Name : **CBSE**

Institution Name : **CBSE**

Country of Study : **India**

Grading System : **CGPA**

Overall CGPA : **9.00**

Program Details

Program Name : **Bachelor of Arts**

University Name : **Tumkur University**

Priority Selection Details

Sl. No	University Name	College Name	Program Name	Discipline1 Name	Discipline2 Name	Priority
1	Tumkur University	Akshaya First Grade College, Lingapura, Tumkur	Bachelor of Arts	COMPUTER APPLICATION	ECONOMICS	1
2	Tumkur University	Aryabharathi First Grade College, HMG Road, Saraswathipuram, Tumkur-572105	Bachelor of Arts	HISTORY	JOURNALISM	2
3	Tumkur University	Akshaya College of Education, Tumkur	Bachelor of Arts	ENGLISH	COMPUTER APPLICATION	3

Program Details

Program Name : **Bachelor of Arts**

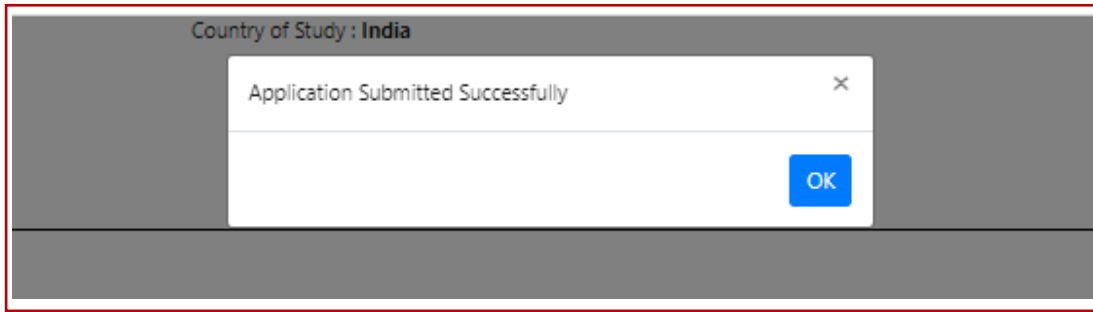
University Name : **Tumkur University**

Priority Selection Details

Sl. No	University Name	College Name	Program Name	Discipline1 Name	Discipline2 Name	Priority
1	Tumkur University	Akshaya First Grade College, Lingapura, Tumkur	Bachelor of Arts	COMPUTER APPLICATION	ECONOMICS	1
2	Tumkur University	Aryabharathi First Grade College, HMG Road, Saraswathipuram, Tumkur-572105	Bachelor of Arts	HISTORY	JOURNALISM	2
3	Tumkur University	Akshaya College of Education, Tumkur	Bachelor of Arts	ENGLISH	COMPUTER APPLICATION	3

I hereby declare that the information furnished above is true, complete and correct to the best of my knowledge and belief. I understand that in the event of my information being found false or incorrect at any stage, my candidature / application shall be liable to cancellation without notice.

Submit



8. Candidate can view his application and check the status.

→ Admissions > Create/View Application > View Existing Application

New Application

[Create New Application](#) [View Existing Application Details](#)

Existing Application Details:
 Show entries Search:

Sl. No	Application ID	University Name	Program Level	Program Name	Submitted Date	Status	Action
1	977454	Tumkur University	UG	B.A	Jun 3 2022 6:24PM	Submitted	View
2	977465	Tumkur University	UG	BBA	Jun 4 2022 5:18PM	Submitted	View

Showing 1 to 2 of 2 entries Previous Next

Priority Selection Details:
 Show entries Search:

Sl. No	College Name	Discipline 1	Discipline 2	Priority	Status	Action
1	Akshaya College of Education, Tumkur	ENGLISH	COMPUTER APPLICATION	3	Submitted	
2	Akshaya First Grade College, Lingapura, Tumkur	COMPUTER APPLICATION	ECONOMICS	1	Submitted	
3	Aryabharathi First Grade College, HMG Road, Saraswathipuram, Tumkur-572105	HISTORY	JOURNALISM	2	Submitted	

Showing 1 to 3 of 3 entries Previous Next

9. Status of the application remains **Submitted** until the College Admin verifies the document for admission. Once the verification done successfully at the college and approved by the college admin, the status changes to **Pay Fees / Upload Fee Details**. The same will be informed through email and SMS to the Student.

New Application

[Create New Application](#) [View Existing Application Details](#)

Existing Application Details:
 Show entries Search:

Sl. No	Application ID	University Name	Program Level	Program Name	Submitted Date	Status	Action
1	977454	Tumkur University	UG	B.A	Jun 3 2022 6:24PM	Submitted	View
2	977465	Tumkur University	UG	BBA	Jun 4 2022 5:18PM	Submitted	View

Showing 1 to 2 of 2 entries Previous Next

Priority Selection Details:
 Show entries Search:

Sl. No	College Name	Discipline 1	Discipline 2	Priority	Status	Action
1	Akshaya College of Education, Tumkur	ENGLISH	COMPUTER APPLICATION	3	Document Accepted	Pay Fees / Upload Fee details
2	Akshaya First Grade College, Lingapura, Tumkur	COMPUTER APPLICATION	ECONOMICS	1	Submitted	
3	Aryabharathi First Grade College, HMG Road, Saraswathipuram, Tumkur-572105	HISTORY	JOURNALISM	2	Submitted	

Showing 1 to 3 of 3 entries Previous Next

10. If the Application is rejected at the time of document verification, status changes to **Documents Rejected** the same will be informed to student through email and SMS to the registered mobile number.

New Application

Create New Application
View Existing Application Details

Existing Application Details:
Show 10 entries

Sl. No	Application ID	University Name	Program Level	Program Name	Submitted Date	Status	Action
1	977454	Tumkur University	UG	B.A	Jun 3 2022 6:24PM	Submitted	View
2	977465	Tumkur University	UG	BBA	Jun 4 2022 5:18PM	Submitted	View

Showing 1 to 2 of 2 entries

Priority Selection Details:
Show 10 entries

Sl. No	College Name	Discipline 1	Discipline 2	Priority	Status	Action
1	Akshaya College of Education, Tumkur	General		1	Document Rejected	

Showing 1 to 1 of 1 entries

3. Pay Fees

Candidate has to click on the **Pay Fees** button to proceed for online payment and click **Pay**.

Payment

Payable Amount * 100.0

Pay

Payment options will be displayed and the Candidate has to select his mode of payment.

Zoho People

Call Dairy UUCMS

SurepayPayment

pilot.surepay.ndm.liin/surepay-webapp/surepay/ibank?token=yYDDnUM3zPr2Nf6iMSfMOA%3D%3D

NSDL SurePay

Secure Payment Services

- Net Banking**
(Transaction Charges may apply)
- Debit Card**
(Transaction charges may apply)
- Credit Card**
(Transaction charges may apply)
- UPI**
(Transaction charges may apply)
- Wallet**
(Transaction charges may apply)

Payment Mode - Net Banking

Other Bank

Pay Now
Cancel

Transaction Details

Merchant Name

State Project Monitoring Unit Unified University and College Management System UUCMS Higher Education Department GoK

Service Description

Exam Davangere University

Transaction ID

7100F363-3400-4C

Bill Amount **₹100**

Transaction Fees [Incl. GST] **₹5.9**

Total Amount Payable

Fees Breakup

Amount	₹100
Gateway Fees	₹5
GST on Gateway Fees	₹0.9

Total	₹105.9

[Continue](#)

Secure payments by

If the Candidate pays fees offline in the bank, he has to enter the **Fee Paid Details**, upload the scanned copy of challan and **Submit**.

Priority Selection Details:
Show 10 entries Search:

Sl. No	College Name	Discipline 1	Discipline 2	Priority	Status	Action
1	Akshaya College of Education, Tumkur	ENGLISH	COMPUTER APPLICATION	3	Principal Approved	
2	Akshaya First Grade College, Lingapura, Tumkur	COMPUTER APPLICATION	ECONOMICS	1	Document Accepted	Pay Fees / Upload Fee details
3	Aryabharathi First Grade College, HIMG Road, Saraswathipuram, Tumkur-572105	HISTORY	JOURNALISM	2	Submitted	

Showing 1 to 3 of 3 entries Previous 1 Next

[Back](#)

Fee Paid Details

Total Fee Amount*:

Challan / Receipt No*:

Actual Amount Paid*:

Payment Date*:

Upload Challan / Receipt*: No file chosen

[Submit](#)

Once the payment is done, status in the application changes to **Admission Fee Paid**.

Priority Selection Details:
Show 10 entries Search:

Sl. No	College Name	Discipline 1	Discipline 2	Priority	Status	Action
1	Akshaya College of Education, Tumkur	ENGLISH	COMPUTER APPLICATION	3	Admission Fee Paid	
2	Akshaya First Grade College, Lingapura, Tumkur	COMPUTER APPLICATION	ECONOMICS	1	Submitted	
3	Aryabharathi First Grade College, HMG Road, Saraswathipuram, Tumkur-572105	HISTORY	JOURNALISM	2	Submitted	

Showing 1 to 3 of 3 entries Previous Next

After the approval from Principal, status changes to **Principal Approved** and the same will be informed to the Student through email and SMS to his registered mobile number.

Priority Selection Details:
Show 10 entries Search:

Sl. No	College Name	Discipline 1	Discipline 2	Priority	Status	Action
1	Akshaya College of Education, Tumkur	ENGLISH	COMPUTER APPLICATION	3	Principal Approved	
2	Akshaya First Grade College, Lingapura, Tumkur	COMPUTER APPLICATION	ECONOMICS	1	Submitted	
3	Aryabharathi First Grade College, HMG Road, Saraswathipuram, Tumkur-572105	HISTORY	JOURNALISM	2	Submitted	

Showing 1 to 3 of 3 entries Previous Next

Important Note

After Principal's Approval, Candidate will receive his **Student Registration Number (USN)** through **e-mail and SMS** along with his login credentials (username and password).

He has to login using his new credentials i.e., **Student Registration No. as Username** and **Date of Birth as Password**.

Note: By default, password will be Student's Date of Birth. After login to his account, student can change the password.

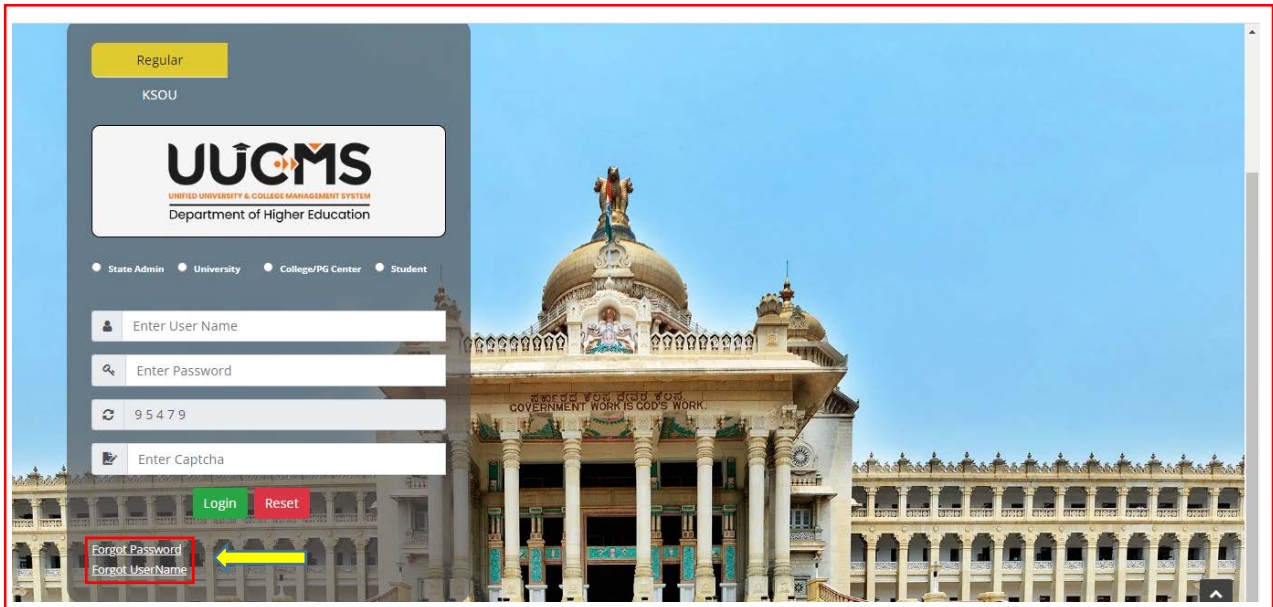
If the Student is unable to login, he has to contact the College Admin, to get his password **RESET**.

4. Forgot Username / Password


If the Student forgets his Username, to recover it, he has to follow the following steps:

→ Open the portal using URL - <https://uucms.karnataka.gov.in>

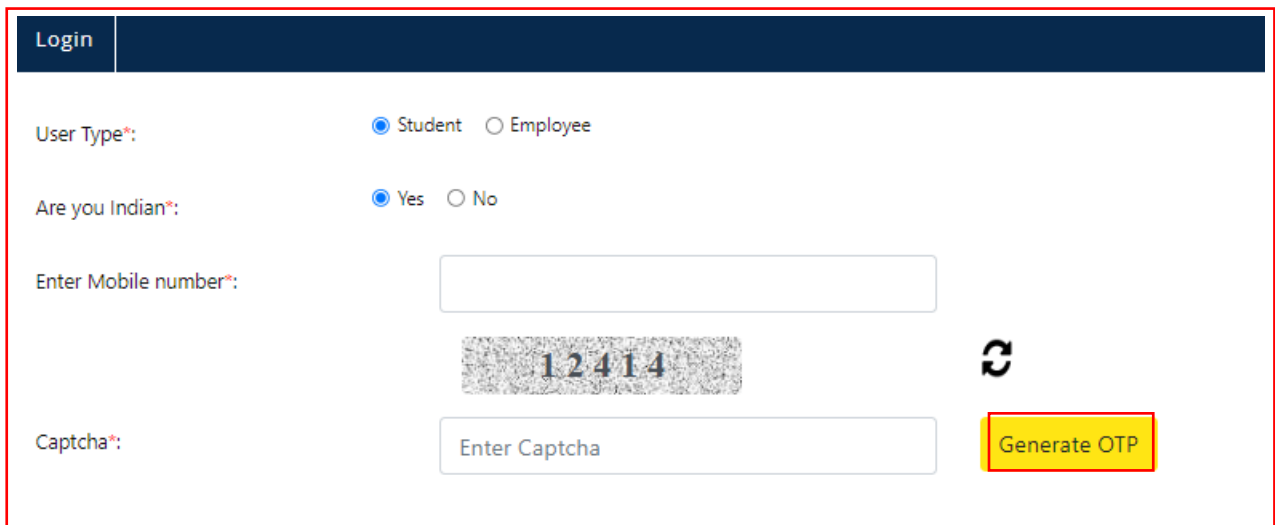
→ Click on Forgot Username / Forgot Password



→ UUCMS Home page will be displayed. There click on the radio button Student.



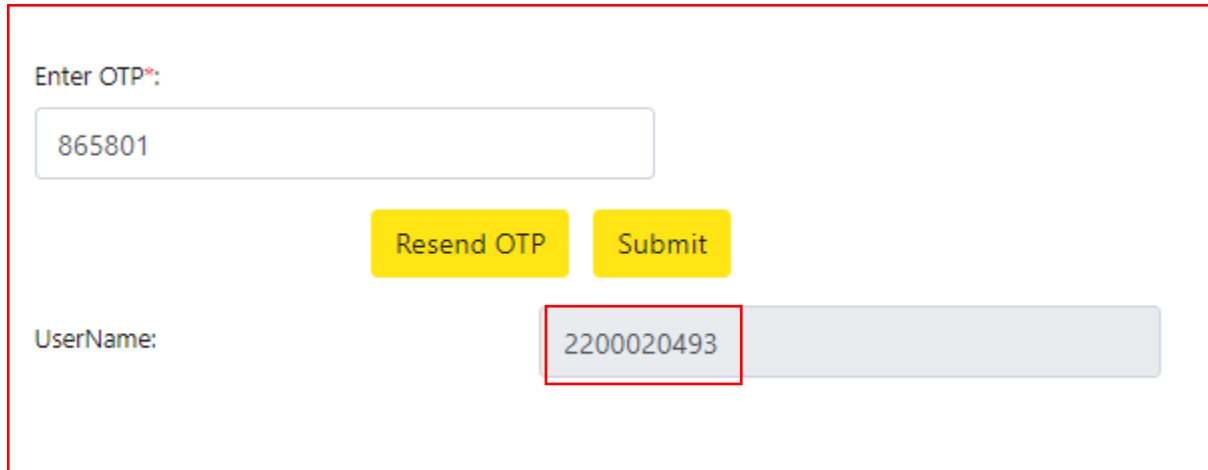
→ Select Yes Indian student



→ Enter the registered mobile number and Captcha, click on **Generate OTP**.

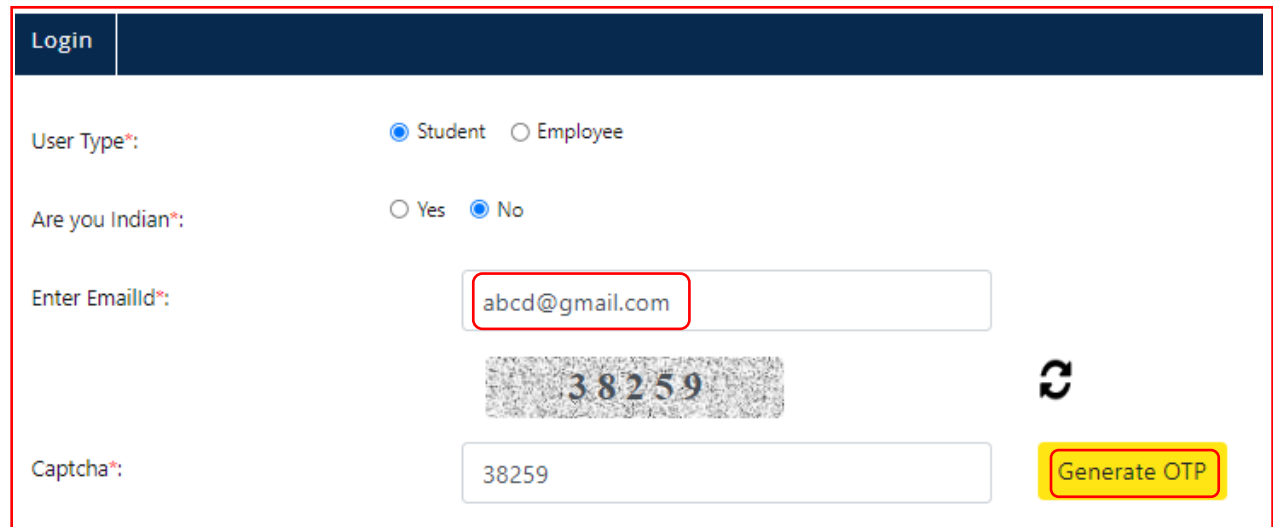
→ Student will receive OTP on the mobile number. Enter OTP and click on **Submit**.

→ Student Username will be displayed.



The screenshot shows a form for OTP verification. At the top, it says "Enter OTP*:". Below this is a text input field containing the number "865801". To the right of the input field are two yellow buttons: "Resend OTP" and "Submit". Below the input field, the label "UserName:" is followed by a text input field containing the number "2200020493".

→ Select No for a Non-Indian student




The screenshot shows a login form with a dark blue header containing the word "Login". Below the header, there are two rows of radio buttons. The first row is labeled "User Type*" and has "Student" selected with a blue dot and "Employee" with an unselected white dot. The second row is labeled "Are you Indian*" and has "Yes" with an unselected white dot and "No" with a selected blue dot. Below these are three input fields. The first is labeled "Enter EmailId*" and contains "abcd@gmail.com". The second is a captcha image showing the number "38259". The third is labeled "Captcha*" and contains "38259". To the right of the captcha image is a refresh icon. To the right of the "Captcha*" input field is a yellow button labeled "Generate OTP".

→ Enter the registered email id and Captcha, click on **Generate OTP**.

→ Student will receive OTP on the email id. Enter OTP and click on **Submit**.

→ Student Username will be displayed.



An empty rectangular box with a red border, likely intended for a screenshot of the next step in the process.

Enter OTP*:

Resend OTP

Submit

UserName: